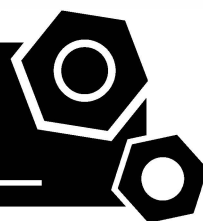


Generator set
Sound-proof type
GMS30KS-AU

SPECIFICATIONS



1 Standards & Conditions

Design Standards

The designs and the productions are in conformity with:

- Conformance Européenne (CE)
- ISO8528-5:2005
- GB/T2820.5-2009
- AS 3000-2018
- AS 3010-2017

Environmental Operating Conditions

- Installation place: Outdoors or indoors (well ventilated).
- Ambient temperature: -25°C to 50°C. The coolant heater is needed when the temperature is below 5°C
- Humidity: Less than 90%.
- Altitude: Below one thousand (1000) meters above sea level.

Factory Inspection

- Inspection items.
- Protection devices working test.
- Starting ability in normal temperature.
- 50% rated power load moment capability.
- Voltage deviation and speed variation: 0%, 25%, 50%, 75%, 100%, 110% Load.

Painting Process

- Painting process specifications and colors are based on the manufacturer's standard.
- The customer could also choose the color which the manufacturer offers.

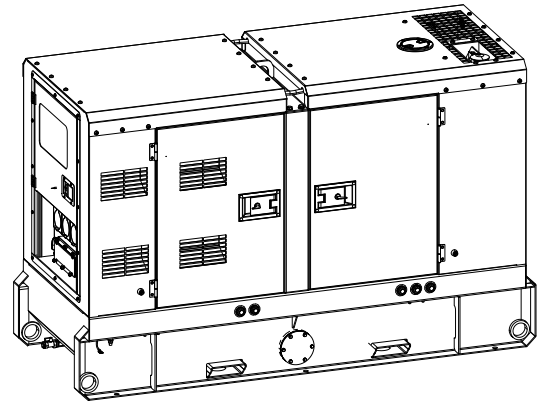
2 General Features

- Kubota engine V3300-BG
- Close coupled to LSA alternator LSA42.3VS3
- Microprocessor control module PLC-920
- Main circuit breaker: 63A
- Rotate speed governor: Mechanical governor
- Excitation System: Self excited
- A.V.R model:R220
- Key switch
- Emergency stop switch
- ATS (automatic transfer switch) receptacle
- Convenience receptacles: 3P and 1P

- 1x12V/72AH sealed for life maintenance free battery
- Lockable battery isolator switch
- Powder coated canopy
- 50°C radiator
- Oil pump on the engine
- Steel base frame with forklifts
- Vibration isolators between the engine/alternator and base frame
- Dry type air filter
- Base fuel tank for 22 hours running
- Drain points for fuel tank
- Operation Manual / Specifications

3 Equipment Specification

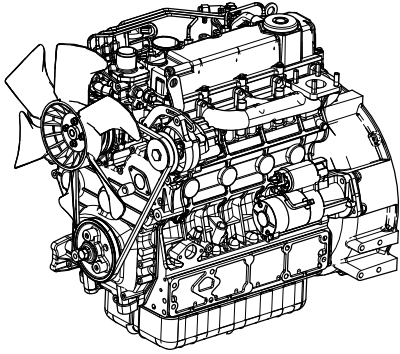
General technical data



Model.....	GMS30KS-AU
Structure type	RS
Tank capacity.....	170L
Dry weigh.....	1020kg
Noise level @7m	65.4dBA
Dimensions L×W×H.....	2300x930x1267mm
Standby Power	33kVA/26kW
Prime Power	30kVA/24kW

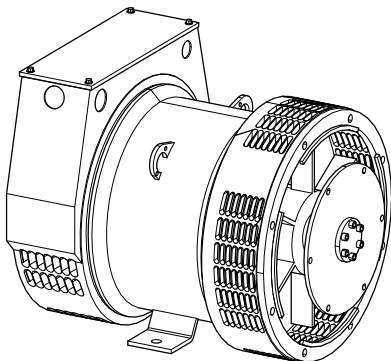
Voltage	380V	400V	415V	440V	
Ampere	45.6A	43.3A	41.7A	39.4A	
Genset Fuel Consumption					
Frequency/Load	25%	50%	75%	100%	110%
50Hz (L/h)	N/A	4.0	5.9	7.7	8.5

Diesel engine



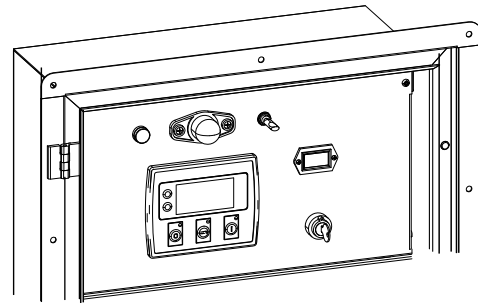
Engine Manufacturer/Brand.....	KUBOTA
Engine Model.....	V3300-BG
Dimensions L×W×H.....	769.2×536×751mm
Dry Weigh (approx.)	241kg
Number of Cylinders.....	4
Bore.....	98mm
Stroke.....	110mm
Displacement.....	3.318L
Compression Ratio.....	22.6
Type of Injection	Direct injection
Intake System.....	Natural aspirated
Intake Resistance.....	1.96kPa
Cooling System	Water cooled
Fan	Pusher
Battery Voltage.....	12V
Type of Fuel.....	Diesel Fuel No.2-D(ASTM D975)
Type of Oil	Class CF lubricating oil
Oil Capacity	13.2L
Type of Coolant	Glycol mixture
Coolant Capacity.....	N/A
Back Pressure	≤7.07kPa
Standby Power.....	28.9kW
Prime Power.....	26.3kW
Fuel Consumption(100%load).....	7.7L/h

Alternator



Alternator Manufacturer/Brand.....	Leroy Somer
Alternator Model.....	LSA42.3VS3
Exciter.....	Brushless
Cooling Fan.....	Synthetic plastic
Windings.....	100% copper
Insulation Class.....	H
Winding Pitch.....	2/3
Terminals.....	12
Drip Proof.....	IP23
Altitude.....	≤1000m
Overspeed.....	2250rpm
Air Flow.....	0.11 m³/s(50Hz),0.135m³/s(60Hz)
Voltage Regulation	±0.5 %
Total harmonic TGH / THCat no load < 1.5 % - on load < 5%	
Telephone Interference.....	THF<2%;TIF<50

PLC-920 Control System

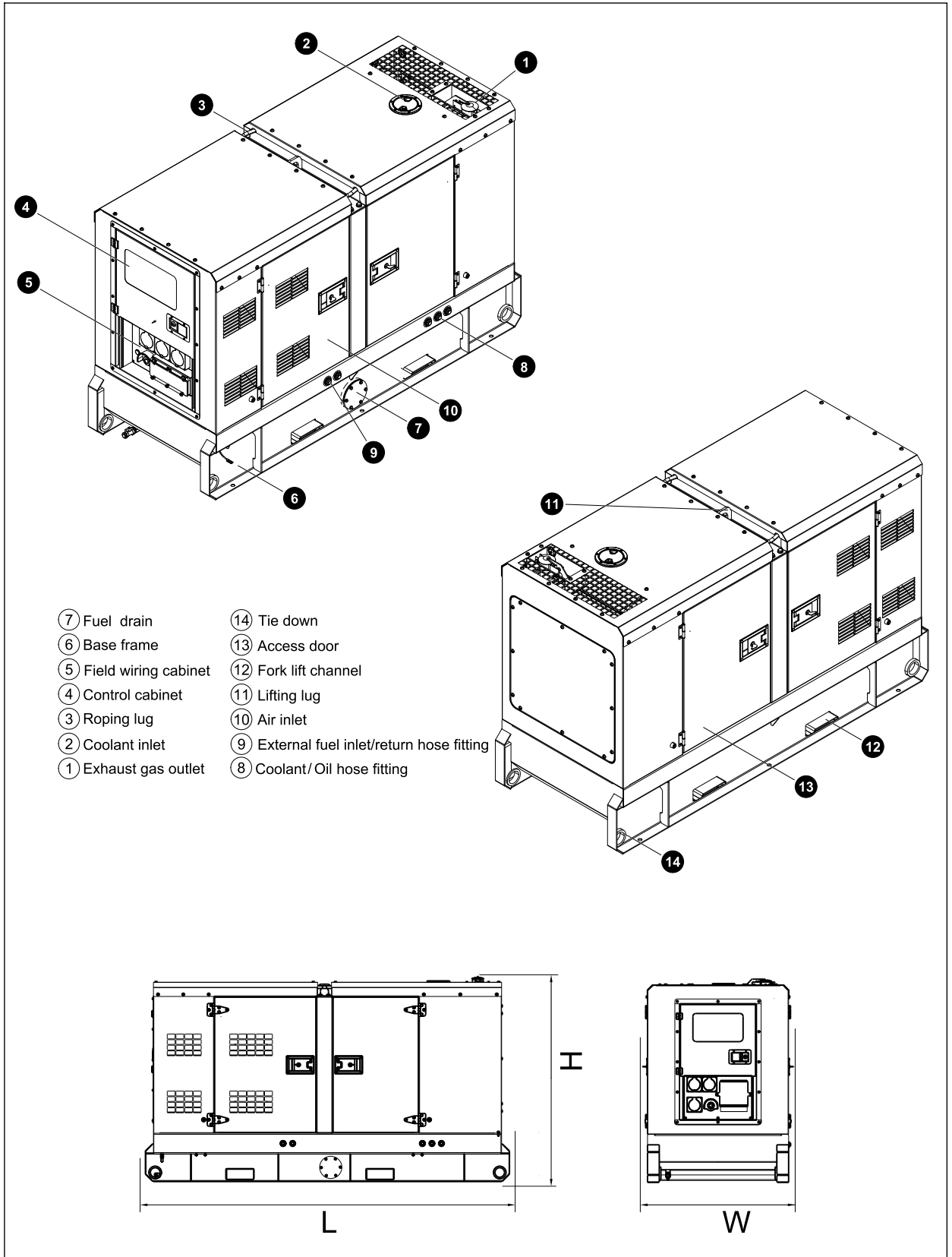


PLC-920 is an advanced control module based on microprocessor designed to control the engine via push buttons on the front panel. The module is used to start and stop the engine and indicate fault conditions, automatically shutting down the engine and giving a true first up fault condition of an engine failure.

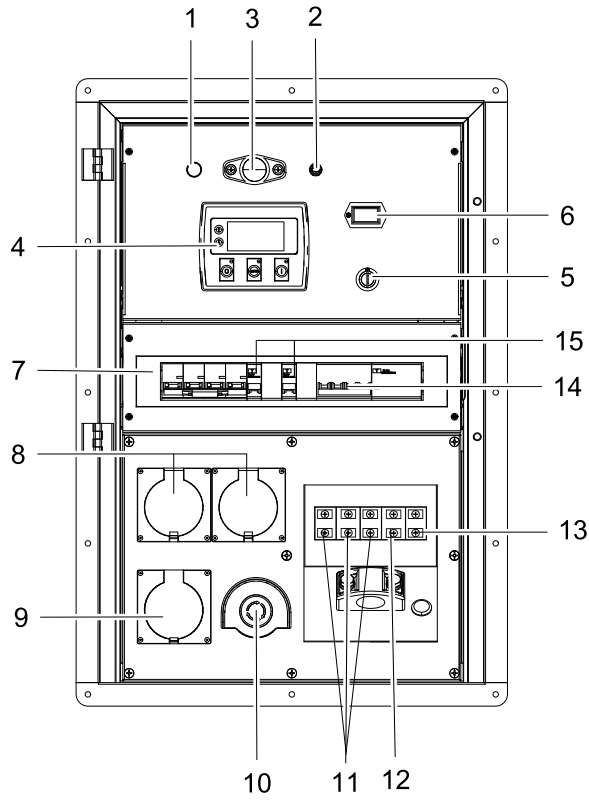
Standard Control Function

- Manual Engine Control Module
- Low Oil Pressure
- High Engine Temperature
- Auxiliary Shutdown
- Overspeed Protection
- Protection hold-off timer
- Charge Failure warning

4 Overall Dimensions

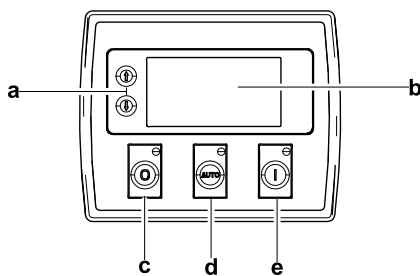


5 Control System



Control & field wiring cabinet

Ref.	Description
1	Charge indicator
2	Control cabinet lamp switch
3	Control cabinet lamp
4	Control module
5	Key switch
6	Time counter
7	Circuit breaker of 3 -phase convenience receptacle
8	2x 1-phase convenience receptacle
9	1x 3-phase convenience receptacle
10	Emergency stop button
11	Live wire terminal
12	Neutral wire terminal
13	Ground wire terminal
14	Main circuit breaker
15	Circuit breakers of 1-phase convenience receptacle



Control module

Ref.	Description
a	Navigation button; Accept (Configuration mode only)
b	Main status display
c	Stop/reset button; Next page (Configuration mode only)
d	Auto start button; Decrease value/next item (Configuration mode only)
e	Start button; Increase value/next item (Configuration mode only)

1000032178-H3-E

06.2023

<http://www.powerlinkworld.com>

*Specification may change without prior notice. For more info.,
contact Power Link or your local distributors please.*