



Generator set
Sound-proof type
QSV320CS-AU

SPECIFICATIONS



1 Standards & Conditions

Design Standards

The designs and the productions are in conformity with:

- Conformance Européenne (CE)
- ISO8528-5:2005
- AS 3000-2018
- AS 3010-2017

Environmental Operating Conditions

- Installation place: Outdoors or indoors (well ventilated).
- Ambient temperature: -25°C to 50°C. The coolant heater is needed when the temperature is below 5°C
- Humidity: Less than 90%.
- Altitude: Below one thousand (1000) meters above sea level.

Factory Inspection

- Inspection items.
- Protection devices working test.
- Starting ability in normal temperature.
- 50% rated power load moment capability.
- Voltage deviation and speed variation: 0%, 25%, 50%, 75%, 100%, 110% Load.

Painting Process

- Painting process specifications and colors are based on the manufacturer's standard.
- The customer could also choose the color which the manufacturer offers.

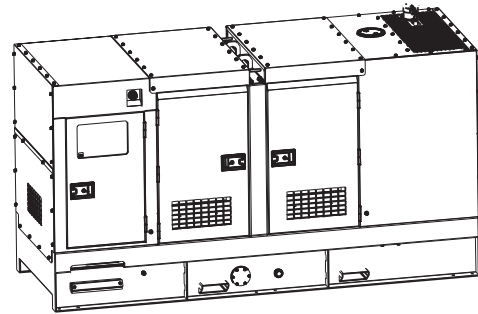
2 General Features

- Cummins engine 6LTAA9.5-G1
- Close coupled to Leroy Somer alternator LSA 46.3 L10
- Microprocessor control module PLC-920
- Schneider main circuit breaker: 500A
- Rotate speed governor: Electrical governor
- Excitation system: Self excited,SHUNT
- A.V.R model: AS480
- Key switch
- Emergency stop switch
- ATS(automatic transfer switch)receptacle

- Remote run connector
- 2x12V/120AH sealed for life maintenance free battery
- Lockable battery isolator switch
- Powder coated canopy
- 45°C radiator
- Steel base frame
- Vibration isolators between the engine/alternator and base frame
- Dry type air filter
- Base fuel tank for 14 hours running
- Drain points for fuel tank
- Operation Manual / Specifications

3 Equipment

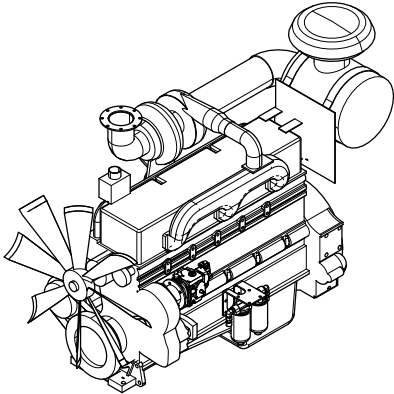
General technical data



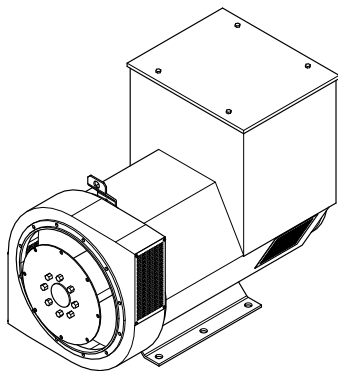
Model..... QSV320CS-AU
 Fuel tank..... 1000L
 Dry weight..... 3860kg
 Sound pressure level @ 7m..... 72.0dBA
 Dimensions L×W×H..... 3950x1300x1980mm
 Standby Power 350kVA/280kW
 Prime Power 320kVA/256kW

Voltage	380V	400V	415V		
Ampere	486.2A	461.9A	445.2A		
Genset Fuel Consumption					
Frequency/Load	25%	50%	75%	100%	110%
50Hz (L/h)	18	35	52	70	78

Dck Yf' GrghYa

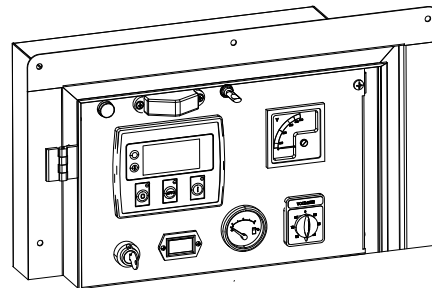


Engine Manufacturer/Brand	Cummins
Engine Model	6LTAA9.5-G1
Dry Weigh (approx.)	791Kg
Number of Cylinders	6
Bore	116.5mm
Stroke	148mm
Displacement	9.5L
Type of injection	Direct injection
Intake System	Turbocharged
Intake Resistance	≤6.22kPa
Cooling System	Water cooled
Fan	Pusher
Battery Voltage	24V
Type of Fuel	No.2-D per ASTM D975.
Type of Oil	API CD/SE or CCMCD4
Oil Capacity	32.4L
Type of Coolant	Glycol mixture
Coolant Capacity	11.1L
Back Pressure	≤10kPa
Standby Power	320kW
Prime Power	290kW



Alternator Manufacturer/Brand	Leroy Somer
Alternator Model	LSA 46.3 L10
Exciter	Brushless
Cooling Fan	Cast alloy aluminum
Windings	100% copper
Insulation Class	H
Winding Pitch	2/3
Terminals	12
Drip Proof	IP23
Altitude	≤1000m
Overspeed	2250rpm
Air Flow	0.58m³/s(50Hz),0.69m³/s(60Hz)
Voltage Regulation	±1.0%
Total Harmonic TGH / THCat no load < 1.5 % - on load < 5%	
Telephone Interference	THF<2%;TIF<50

PLC-920 Control System

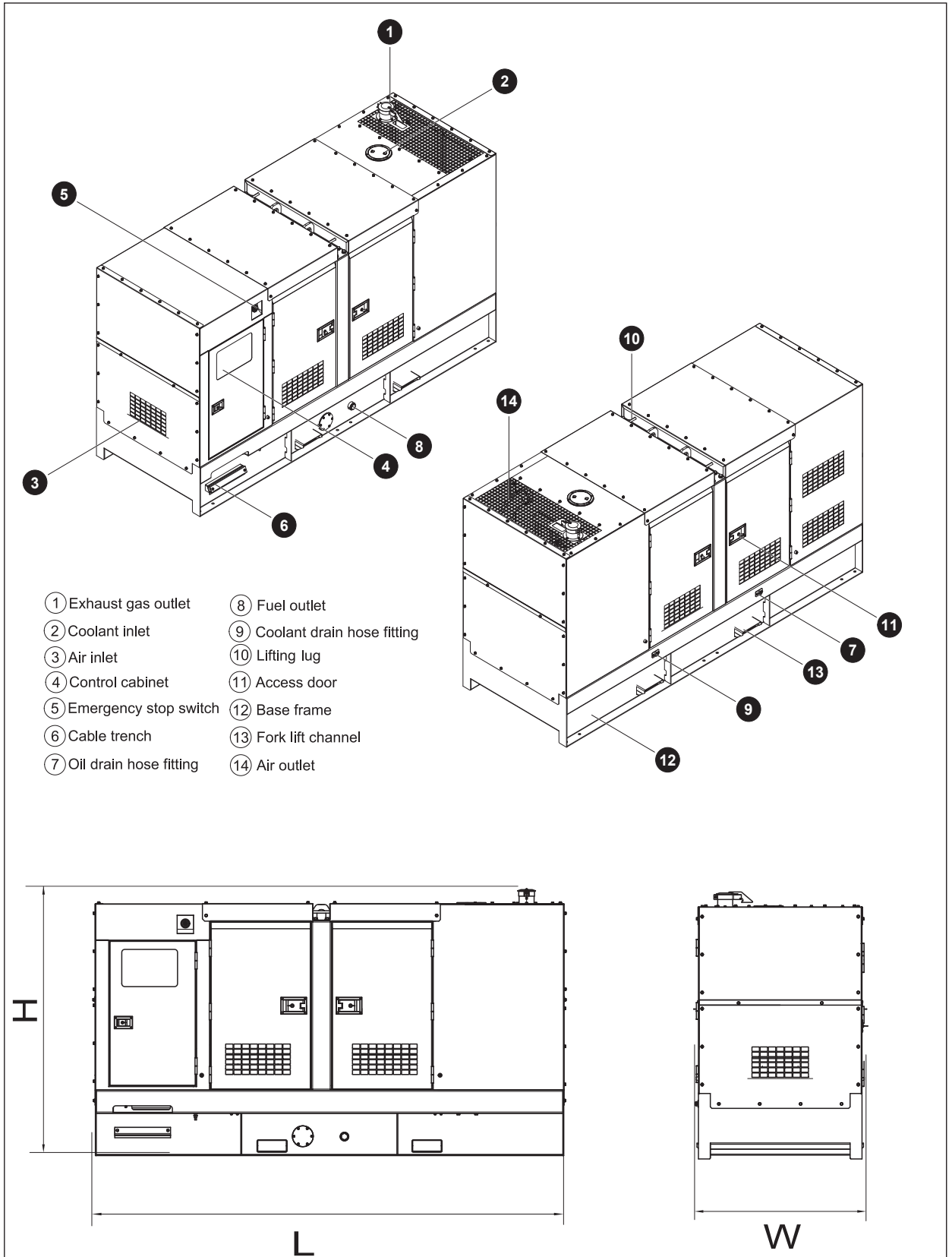


PLC-920 is an advanced control module based on microprocessor designed to control the engine via push buttons on the front panel. The module is used to start and stop the engine and indicate fault conditions, automatically shutting down the engine and giving a true first up fault condition of an engine failure.

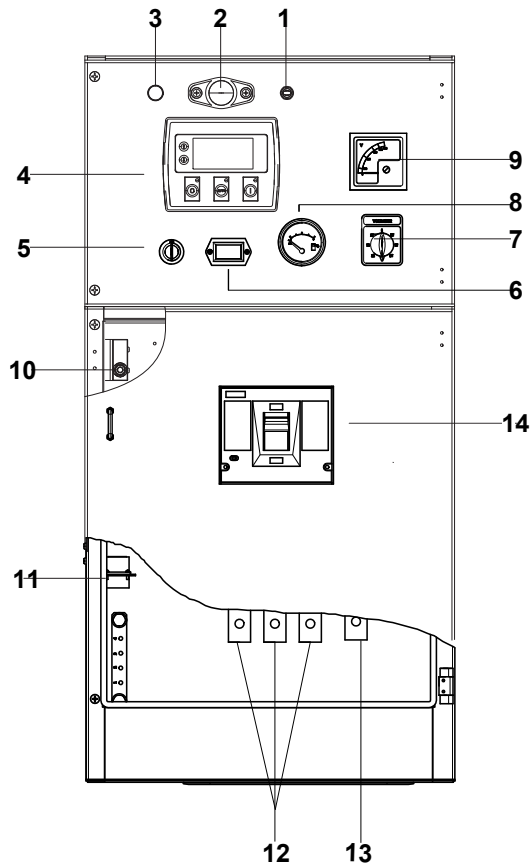
Standard Control Function

- Manual Engine Control Module
- Low Oil Pressure
- High Engine Temperature
- Auxiliary Shutdown
- Overspeed Protection
- Protection hold-off timer
- Charge Failure warning

4 Overall Dimensions

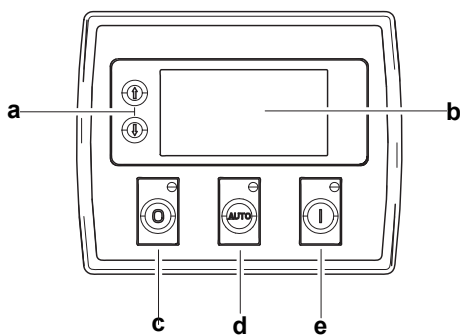


5 Control System



Control & field wiring cabinet

Ref.	Description
1	Control cabinet lamp switch
2	Control cabinet lamp
3	Charge indicator
4	Control module
5	Key switch
6	Time counter
7	Voltage changer-over switch
8	Fuel level meter
9	Voltage meter
10	Limit switch
11	Mains input/Remote control/ATS connector
12	Live wire terminal
13	Neutral wire terminal
14	Main circuit breaker



Control module

Ref.	Description
a	Navigation button « Accept (Configuration mode only)
b	Main status display
c	Stop/reset button « Next page (Configuration mode only)
d	Auto start button « Decrease value/next item (Configuration mode only)
e	Start button « Increase value/next item (Configuration mode only)

1000033832-A2-E

10.2020

<http://www.powerlinkworld.com>

*Specification may change without prior notice. For more info.,
contact Power Link or your local distributors please.*