


27.5kVA Cummins CPG

**27.5kVA
CUMMINS**



FUEL FLOW

MAX. FUEL FLOW	40 L/hr
MAX. FUEL INLET REST.	73.66 mm Hg
MAX. FUEL INLET TEMP.	60°C

GENERAL FEATURES

MODEL	C28 D5 (X-series)
FREQUENCY	50 Hz
FUEL TYPE	Diesel

The C28D5iO-2 Cummins powered, diesel generator is a genuine designed and built generator including all key components – engine, alternator, transfer switches and control systems.

Only genuine parts are used to optimise performance, fuel efficiency and longevity of the genuine Cummins generator. The Cummins generators are fully supported with worldwide warranty and backed by Cummins' extensive parts and service network.

FUEL CONSUMPTION

RATINGS	STANDBY RATING				PRIME RATING			
	27.5 (22)				25 (20)			
LOAD	1/4	1/2	3/4	FULL	1/4	1/2	3/4	FULL
L/hr	2.8	3.8	5.2	6.5	2.7	3.6	4.8	6.0

AIR

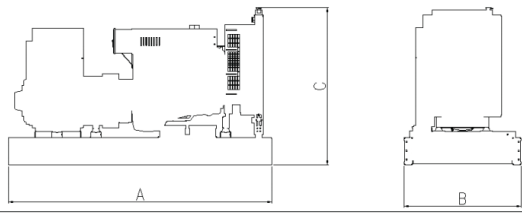
	STANDBY RATING	PRIME RATING
COMBUSTION AIR, m³/min	2.30	2.30
MAXIMUM AIR CLEANER RESTRICTION, kPa	4	

EXHAUST

EXHAUST GAS FLOW AT SET RATED LOAD, m³/min		
EXHAUST GAS TEMPERATURE, °C	660	660
MAXIMUM EXHAUST BACK PRESSURE, kPa	3.38	

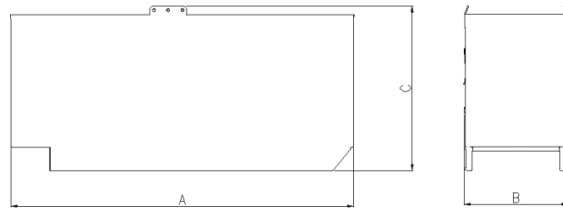
**27.5kVA
CUMMINS**

DIMENSION AND WEIGHT



Standard open set dimensions
SIZE(L*W*H):1667*930*1282(MM)
N.W.:648(KGS)

Outlines are for illustrative purposes only. Please refer to the genset outline drawing for an exact representation of this model.



Enclosed set standard dimensions
SIZE(L*W*H):2082*987*1525(MM)
N.W.:928(KGS)

ENGINE SPECIFICATIONS

1	ENGINE MODEL	X2.5G2
2	ENGINE MANUFACTURER	Cummins
3	CONFIGURATION	4 cycle, in-line, 3 cylinder diesel
4	ASPIRATION	Naturally aspirated
5	GROSS ENGINE POWER OUTPUT	27kWm
6	BORE	91.4mm
7	STROKE	127mm
8	RATED SPEED	1500mm
9	PISTON SPEED	6.35m/s
10	COMPRESSION RATIO	18.5:1
11	LUBE OIL CAPACITY	7.3 L
12	OVERSPEED LIMIT	1725RPM
13	REGENERATIVE POWER	2kW
14	GOVERNOR TYPE	Mechanical - Stud
15	STARTING VOLTAGE	12 Volts DC