


C44 D5

44kVA Cummins CPG

44kVA
CUMMINS
C 4 4 D 5



FUEL FLOW

MAX. FUEL FLOW	15.6 L/hr
MAX. FUEL INLET REST.	3.99 mm Hg
MAX. FUEL INLET TEMP.	40°C

GENERAL FEATURES

MODEL	C44 D5 (S3.8)
FREQUENCY	50 Hz
FUEL TYPE	Diesel

The C17D5iO-2 Cummins powered, diesel generator is a genuine designed and built generator including all key components – engine, alternator, transfer switches and control systems.

Only genuine parts are used to optimise performance, fuel efficiency and longevity of the genuine Cummins generator. The Cummins generators are fully supported with worldwide warranty and backed by Cummins' extensive parts and service network.

FUEL CONSUMPTION

RATINGS	STANDBY RATING				PRIME RATING			
	1/4	1/2	3/4	FULL	1/4	1/2	3/4	FULL
L/hr	3.9	6.0	8.4	11.2	3.5	5.4	7.6	9.9

AIR	STANDBY RATING	PRIME RATING
COMBUSTION AIR, m³/min	3.60	3.50
MAXIMUM AIR CLEANER RESTRICTION, kPa	6.2	

EXHAUST	STANDBY RATING	PRIME RATING
EXHAUST GAS FLOW AT SET RATED LOAD, m³/min	3.8	3.6
EXHAUST GAS TEMPERATURE, °C	471	437
MAXIMUM EXHAUST BACK PRESSURE, kPa	6.7	

C44 D5

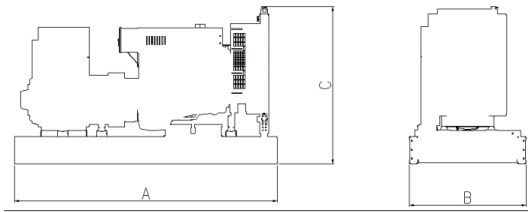
44kVA Cummins CPG

44kVA

CUMMINS

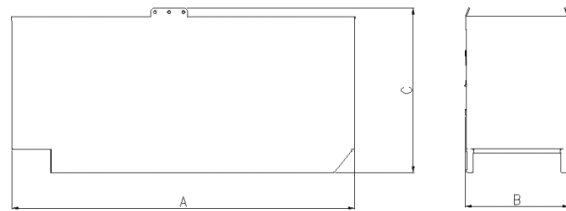
C 4 4 D 5

DIMENSION AND WEIGHT



Standard open set dimensions
 SIZE(L*W*H):2115*1044*1516(MM)
 N.W.:945(KGS)

Outlines are for illustrative purposes only. Please refer to the genset outline drawing for an exact representation of this model.



Enclosed set standard dimensions
 SIZE(L*W*H):2600*1115*1795(MM) 20FT CONTAINER
 N.W.:1395(KGS)

ENGINE SPECIFICATIONS

1	ENGINE MODEL	S3.8 G4
2	ENGINE MANUFACTURER	Cummins
3	CONFIGURATION	Inline 4-Cylinder Diesel
4	ASPIRATION	Turbocharged
5	GROSS ENGINE POWER OUTPUT	43.4kWm
6	BORE	97mm
7	STROKE	128mm
8	RATED SPEED	1500mm
9	PISTON SPEED	6.4m/s
10	COMPRESSION RATIO	17.5 : 1
11	LUBE OIL CAPACITY	9 L
12	OVERSPEED LIMIT	1650RPM
13	REGENERATIVE POWER	3.87kW
14	GOVERNOR TYPE	Mechanical - Stud
15	STARTING VOLTAGE	12 Volts DC